


Applying a Social Justice and Racial Equity Lens to our Substance Misuse Prevention Work

DECEMBER 10, 2020

FACILITATOR: LASHONDA WILLIAMSON-JENNINGS





Debrief Sessions



Values

Beliefs, attitudes, and opinions that people hold regarding specific issues. They are standards of behavior about what is important in life.

A close-up photograph of a silver and gold fountain pen lying diagonally across the pages of a spiral-bound notebook. The notebook is open, showing lined pages. The background is a blurred wooden surface.

Principles

Fundamental truths that are permanent, unchanging, and universal in nature.

Six Principles

1. Non-Discrimination
2. Competence
3. Integrity
4. Nature of Services
5. Confidentiality
6. Ethical Obligations for Community and Society



Principles of Social Justice

- Ongoing self-examination
- Sharing power
- Amplifying voices
- Consciousness raising
- Focus on strengths
- Leaving communities with the skills for self determination

Cross Walking The Intersection

PREVENTION PRINCIPLES

- Non-Discrimination
- Competence
- Integrity
- Nature of Services
- Confidentiality
- Ethical Obligations for Community and Society

SOCIAL JUSTICE PRINCIPLES

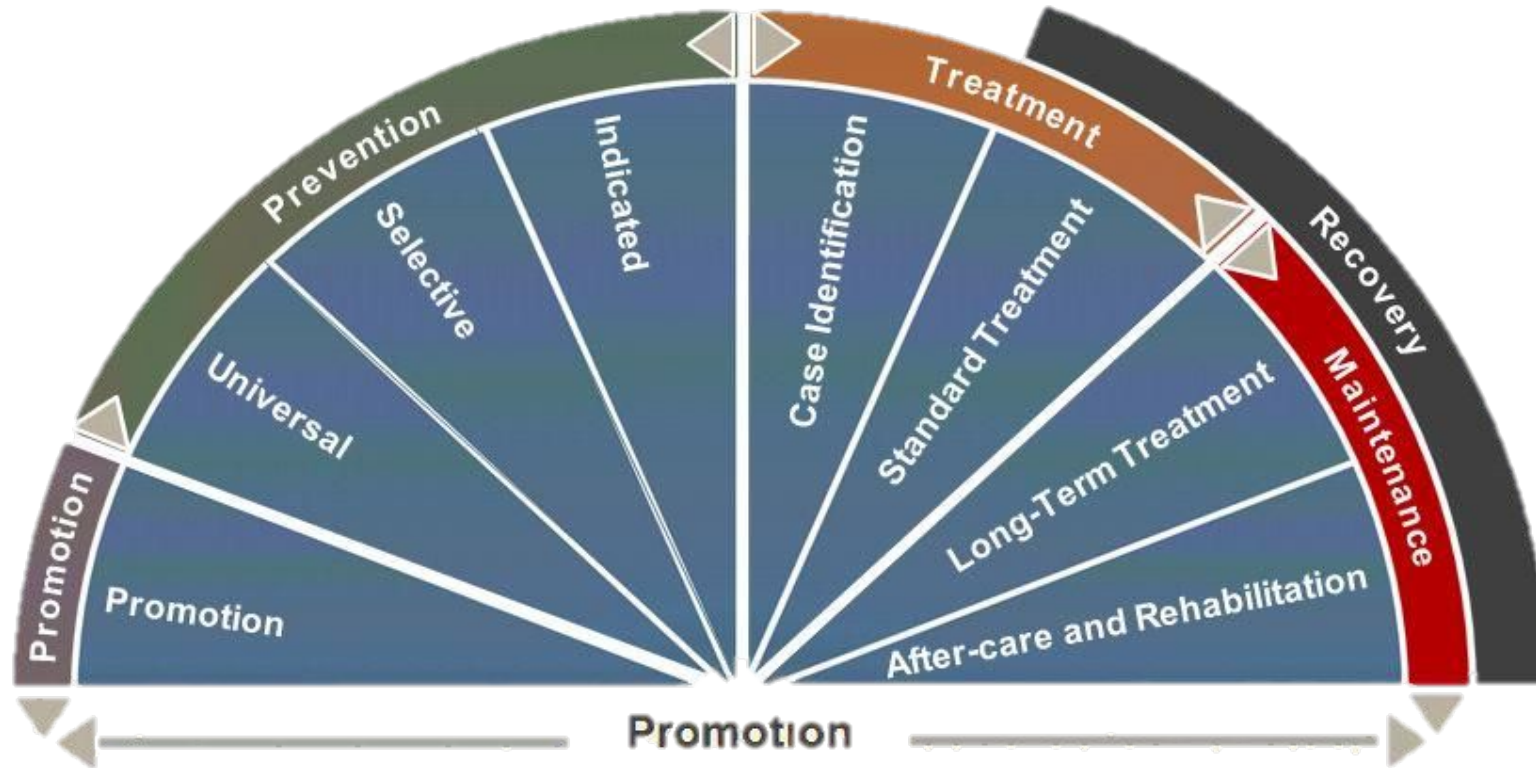
- Ongoing self-examination
- Sharing power
- Amplifying voices
- Consciousness raising
- Focus on strengths
- Leaving communities with the skills for self determination



“The person who grasps principles can successfully select their own methods. The person who tries methods, ignoring principles, is sure to have trouble.”

-Ralph Waldo Emerson

Continuum of Care



Decision-making Process



Assess


Problem:

The prevention system in Massachusetts has traditionally underserved marginalized populations in particular people of color.



Plan

- Brainstorm Possible Options
- Eliminate Unethical Options
- Consider Remaining Options



Action Planning

TASK 1. BRAINSTORM POSSIBLE OPTIONS

List as many possible options as possible for addressing the dilemma in your assigned Strategic Prevention Framework step.

TASK 2. ELIMINATE UNETHICAL OPTIONS

Use what you know about the Prevention Code of Ethics to eliminate unethical options. Cross them out in list below.

TASK 3. CONSIDER REMAINING OPTIONS

Weigh the remaining options by listing out their pros and cons and thinking about the implications of each one.

PROS

CONS

Decision-making Process



What's Next

- What else do you need to resolve this and the estimated date by which you or your organization need this?
- What will you do in the next 60 days?

Thank You

LaShonda Williamson-Jennings

lwilliamson@ou.edu